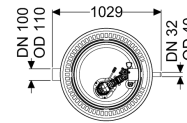
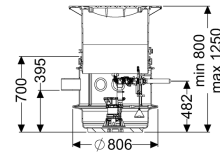



## Pumping station Aquapump Medium Tronic, GTF 600, 800-1200 mm, B



### Article information

Item no.: 825811B  
 GTIN: 4026092045237  
 Price group: 60

### Advantages

- Maximum safety
- Preconfigured in the factory
- LW 600 chamber system suitable for underground installation

### Description

The pumping station without sewage wastewater is equipped with one or two submersible pumps and a backflow preventer. The collection tank is an LW 600 chamber system made of permanently resistant polymer (PE-LLD) with open pump tank and universal connection options. Quick-release closures enable the integrated components to be removed easily.

#### Variant

Type of system:	Single unit
Passage seal for conduit pipe (DN):	100
Passage seal for ventilation pipe (DN):	100
Installation:	Wet installation
Pump control:	Control unit
Backflow preventer:	integrated
Pressure pipe connection:	horizontal
Chamber system:	LW 600

#### General characteristics

Colour:	black
Standard:	EN 12050-2
Type of wastewater:	without sewage
Installation situation:	underground installation
Delivery state:	Modular set for assembly on site

System type:	Tronic
ATEX:	no
<b>Dimensions</b>	
Net weight:	111 kg
Gross weight:	118 kg
Groundwater resistant from lower edge of base section:	2000 mm
Installation depth:	800 - 1250 mm
Type of height adjustability:	vertically adjustable upper section
Length:	810 mm
Width:	810 mm
Packaging dimension:	length
Packaging dimension:	width
Packaging dimension:	height
<b>Tank/drain body</b>	
Pressure pipe connection (DN):	32
Pressure pipe connection (OD):	40 mm
Connection conduit pipe (DN):	100
Venting connection (DN):	100
Distance from centre of outlet pipe to tank bottom:	482 mm
Distance pipe bottom inlet to tank bottom:	400 mm
Distance from centre of inlet pipe to tank bottom:	455 mm
Inlet nominal size (OD):	110 mm
Inlet nominal size (DN):	100 mm
Number of inlets:	1
Clear width of tank (LW):	600 mm
Clear width of entry (LW):	600 mm
<b>Coverage features</b>	
Type of cover:	Round cover plate
Cover material:	Grey iron
Colour of cover:	black
Width of cover:	648 mm
Height of cover:	103 mm
Length of cover:	648 mm
Locking:	unlocked
Load class:	B 125 (EN 124)
<b>Pumping device</b>	
Pump:	GTF 600
Number of pumps:	1
Weight, pump:	6 kg
Connection type:	coded plug
Rated current:	2,7 A
Protection class:	I
Insulation class:	F

Cos phi - power factor:	0,91
Protection class (pump):	IP 68 (3m)
Temperature monitoring:	integrated
Max. temperature (permanent) of conveyed material:	40 °C
Max. pumping capacity:	12 m <sup>3</sup> /h
Max. pumping height:	8 m
Speed:	2800 U/min
Power P1:	0,6 kW
Power P2:	0,36 kW
Operating mode:	S1
Type of pump connection cable:	H07RN-F 3G 1.5 mm <sup>2</sup>
Impeller type:	Multi-vane impeller
Length of mains cable for pump:	10 m
Control	
Control unit:	Comfort
Alarm sensor:	optical probe
Level measurement instrument:	Submersible pressure switch
Type of level measurement:	pneumatic
Protection class control unit:	IP 54
Mains frequency:	50 Hz
Operating voltage:	230 V
Connection type:	coded plug
Length of mains cable for control unit:	1,4 m
Potential-free contact:	optional
GSM interface:	yes
USB interface:	yes
Log book function:	yes
Multi-line display:	yes
Battery buffering:	yes
Self-diagnosis system (SDS):	yes